




1. Green area is bleeding area (in case of shrinkage), please also fill the entire green area
2. Yellow area is printing area (same as the finished product)
3. Proportion is 1:10, please do not change the proportion

LOGO Pantone NO. :
 Printing Pantone NO. :

 **Bleeding Area**
 please also fill the
 entire green area

 **Sewing Line**

 **Printing Area**
 position for printing