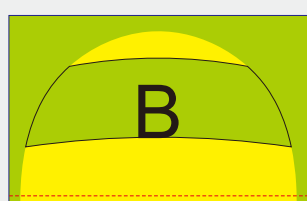
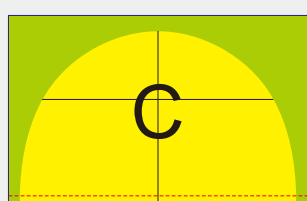


Canopy



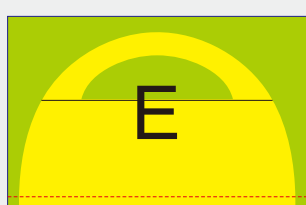
Curve Window Wall




Door Wall



Side Wall



Window Wall



Curve wall




Awning



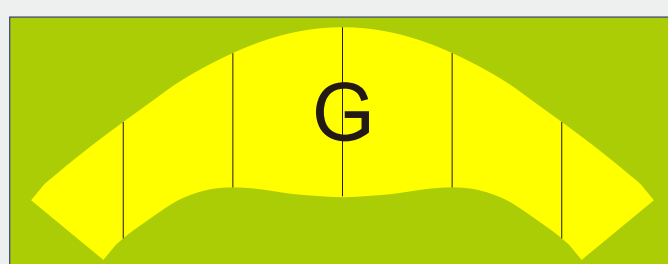
Banner



4M*4M Connector



4M*5M Connector



4M*6M Connector

1. Green area is bleeding area (in case of shrinkage), please also fill the entire green area
2. Yellow area is printing area (same as the finished product)
3. Proportion is 1:100, please do not change the proportion

LOGO Pantone NO. :
 Printing Pantone NO. :

Bleeding
 fully fill the bleeding

Horizontal
 where close to the floor

Bleeding Area
 please also fill the entire green area

Sewing Line

Printing Area
 position for printing