


# MODEL HIPA14153040

## 14.4-15.4GHz Power Amplifier



Note: The photo is for illustration purposes only. Please refer to outline drawing

### ■ Features

- Ultra Wide Band: 14.4-15.4GHz
- Gain: 30dB
- Output Power P-1: 40dBm

### ■ Applications

- Radar Systems
- Communication Systems
- Receivers Systems

### □ Electrical Specifications


Parameter	Min.	Typ.	Max	Units
Frequency Range	14.4-15.5			GHz
Small Signal Gain		30		dB
Gain Flatness		$\pm 1$		dB
Input VSWR		1.5	2.0	-
Output Power for 1 dB Compression (P1dB)	40	40.5		dBm
Saturated Output Power (Psat)		41		dBm
Input Max Power(no damage)			18	dBm
Internally Generated Spurious		-60		dBc
DC Current (Vcc=+30V) (@Pout=10W)		2		A
Impedance	50			$\Omega$
Input Output Connector	SMA-k/SMA-K			
Material	Aluminium			
Weight	300g			
Dimension	100mmX113.5mmX12mm			

### Environmental Conditions

<b>Operational Temperature</b>	-45°C~+85°C	<b>Vibration</b>	25g rms (15 degree 2KHz) endurance, 1 hour per axis
<b>Storage Temperature</b>	-55°C~+125°C	<b>Shock</b>	20G for 11msc half sin wave, 3 axis both directions
<b>Executive Standard</b>	MIL-STD-810G	<b>Humidity</b>	100% RH at 35c, 95%RH at 40°C

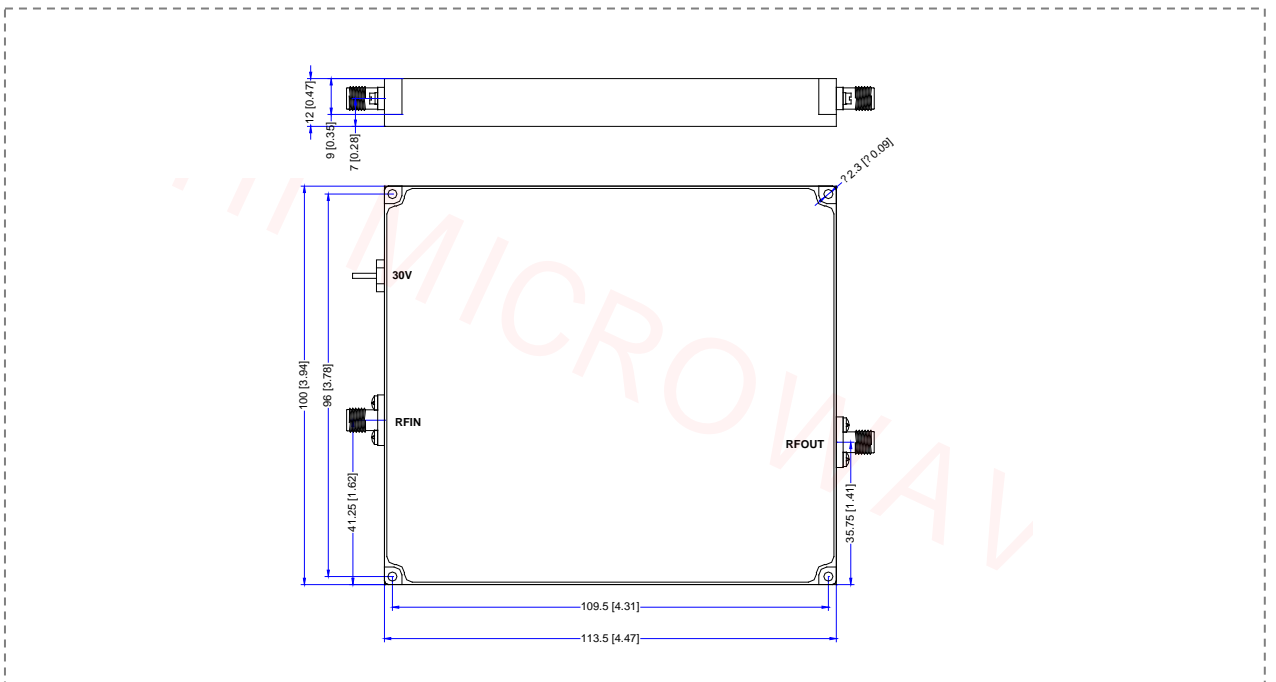
### Absolute Maximum Ratings

<b>Supply Bias Voltage</b>	+30V
<b>RF INPUT POWER</b>	+18dBm
<b>ESD sensitivity (HBm)</b>	Class 0, passed 150V



### Outline Drawing

All Dimensions in mm ( inches ) Tolerance  $\pm 0.25$  ( 0.01 )



**\*\*\*Heat Sink required during operation\*\*\***