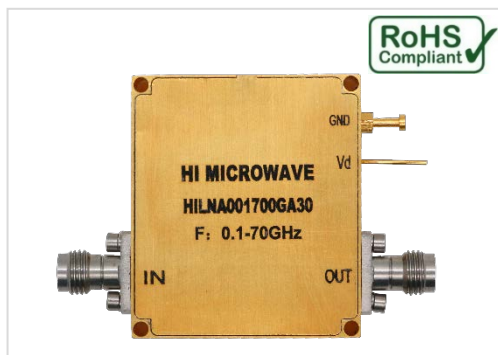


MODEL HILNAT1653060

0.1-65GHz Power Amplifier



Note: The photo is for illustration purposes only.
Please refer to outline drawing

■ Features

- Ultra Wide Band: 0.1-65GHz
- Gain: 30dB
- Output Power P-1: 15dBm
- Bias: Vd= 12V; Id= 300mA

■ Applications

- Radar Systems
- Communication Systems
- Receivers Systems

□ Electrical Specifications

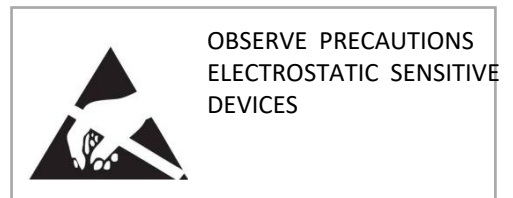
Parameter	Min.	Typ.	Max	Units
Frequency Range		0.1-65		GHz
Small Signal Gain		30		dB
Gain Flatness		±2.5		dB
Input VSWR		2.3		-
Output VSWR		2.3		-
Output Power for 1 dB Compression (P1dB)		15		dBm
Output Power Past		18		dBm
Input Max Power(no damage)			0	dBm
Suprious		-60		dBc
OIP3		24		dBm
Noise Figure		6		dB
DC Current (Vcc=+12V)		300	400	mA
Weight		36.9		g
Impedance		50		Ω
Input/ Output Connector		1.85mm-Female		
Material		Aluminum		
Finishing		Gold Plated		
Dimension		1.20" (W) X 1.20" (L) X 0.50" (H)		

Environmental Conditions

Operational Temperature	0°C~+50°C	Vibration	25g rms (15 degree 2KHz) endurance, 1 hour per axis
Storage Temperature	-55°C~+125°C	Shock	20G for 11msc half sin wave, 3 axis both directions
Executive Standard	MIL-STD-810G	Humidity	100% RH at 35c, 95%RH at 40°C

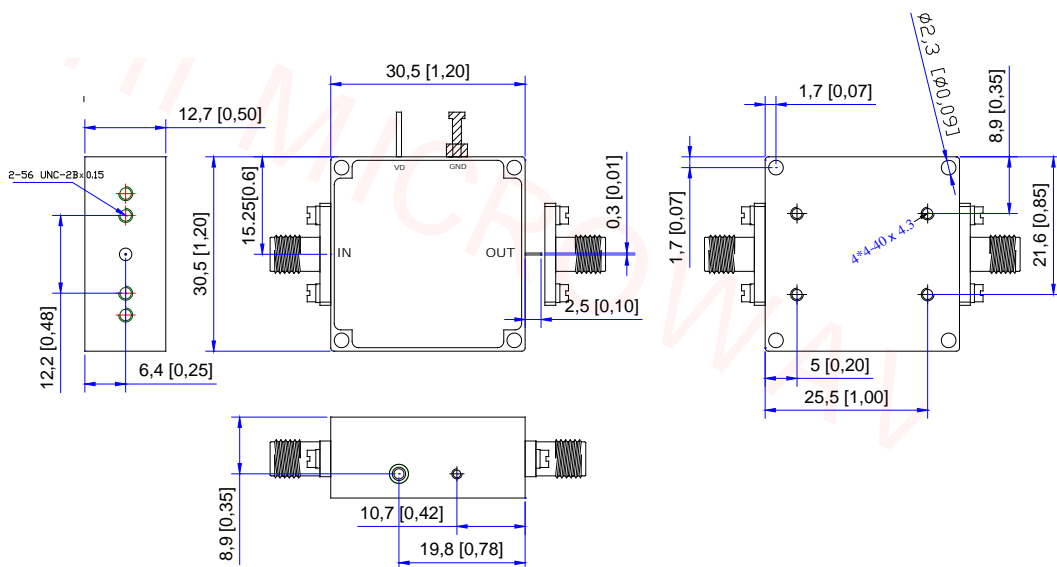
Absolute Maximum Ratings

Supply Bias Voltage	16V
RF INPUT POWER	0dBm
ESD sensitivity (HBm)	Class 0, passed 150V



Outline Drawing

All Dimensions in mm (inches) Tolerance ± 0.25 (0.01)



*****Heat Sink required during operation*****